

# nicolas.premium 1121



## Model Code F5559

revision 00 of 07-03-18  
(the present replaces any previous versions)

**Designer:** centro studi interno

**Structure:** pinewood, multilayer and plywood covered with polyurethane foam.

**Spring system:** elastic webbing.

**Seat Padding:** seat cushions in ecological polyurethane foam covered with 100% polyester layer.

**Back Padding:** back cushions and headrests in ecological polyurethane foam covered with 100% polyester layer.

**Arm Interior:** in ecological polyurethane foam covered with 100% polyester layer.

**Removability:** not available.

**Sewing:** leather coverings feasible with contrast stitching in the colors available; cuts and sewing vary on microfibre (or fabric) coverings.

**Mechanisms:** the model is equipped with manually liftable headrests, with the exception of "Easy chairs": E24 , P98, Q56, Q57, Q58, Q59. Available with electric recliner and electric motion, both operated by a touch pad positioned on the seat sides, and manually liftable headrests. The motion mechanism is also available as manual (non-electric) version. The depth of the model with open motion is 147 cm, the seat depth lengthens by 40 cm. The depth of the model with open recliner mechanism is 159 cm. The height of the model with lifted headrest is 100 cm. Versions swivel easy chair (P98) and swivel open-base easy chair (Q58) are equipped with a swivel metal mechanism. Versions swivel Glider easy chair (Q56) and swivel Glider open-base easy chair (Q59) are equipped with a swivel metal glider (rocking) mechanism.

**Standard feet:** P633 in PVC, h 3 cm, with anti-slip rubber, with the exception of versions: P98, Q56, Q57, Q58, Q59. Recliner versions rest on a metal mechanism with hidden PVC feet. Electric and manual motions slide on front castors. Rosewood-colored PL1014 h.5 cm (Swivel) on version P98. Black metal PM2053 h.5 cm (Glider Swivel) on version Q56. Mocha painted metal PM2050 h.12 cm on version Q57. Shiny metal PM2051 h.12.,5 cm (Swivel), also available in Graubraun on version Q58. Matt black painted metal PM2054 h.12.5 cm (Glider Swivel) on version Q59.

**Please note:** configurations including two recliners, one on each side of corner versions (000), are not recommended.

### Density of seat and back

Markets	Seat	Back
I	30/35 Medium	24
D - NL - CH		
USA - California		
GB	37 fire retardant	27 fire retardant
Others	30/35 Medium	24

Note: when no values/contents are specified in the chart, please refer to 'Others' field/area.

### Coverings

	suggested	not suggested	not possible
thick leathers	✓		
thin elastic leathers	✓		
natural leathers	✓		
fabric*	✓		
microfibre*	✓		
leather + split			✓
DeLuxe			✓
multicovering			✓
multicolour			✓

Please note: for not removable models, only one colour fabric covers are available.

\* fabrics and microfibers are not available for the U.K. market

### Multicovering / Components / Optional vers.



PM2050

PM2051

PM2054

### Feet



P633

PL1014

PM2053

### Ottoman



With the reservation of carrying for production purposes and without advanced notices modifications on the materials, coverings and dimensions of the product as indicated in the relevant specification. The given dimensions and volume are of indicative value being subject to the production process tolerances.

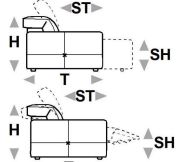


↑ fold following the dotted line ↑

# nicolas.premium 1121



L Length - H Height - D Depth - SH Seat Height - SD Seat Depth  
Dimensions refer to maximum sizes.



dimensions

version code

Description



L 81  
H81 D78 SH45 SD52

E24

easy chair



L 81  
H81 D78 SH45 SD52

Q57

open base easy chair



L 81  
H81 D78 SH45 SD52

Q58

swivel open base easy chair



L 81  
H81 D78 SH45 SD52

P98

swivel easy chair



L 81  
H81 D78 SH45 SD52

Q56

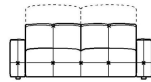
swivel glider easy chair



L 81  
H81 D78 SH45 SD52

Q59

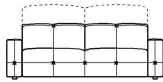
swiv. glider  
op. base easy ch.



L 191  
H76 D109 SH42 SD58

200

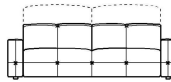
2 seater



L 211  
H76 D109 SH42 SD58

240

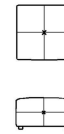
2 1/2 seater



L 227  
H76 D109 SH42 SD58

300

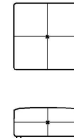
3 seater



L 74  
H42 D74 SH- SD-

540

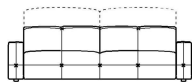
ottoman



L 94  
H42 D94 SH- SD-

560

big ottoman



L 247  
H76 D109 SH42 SD58

U70

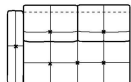
large 3-seater



L 166  
H76 D109 SH42 SD58

210

1right arm facing  
2 str



L 166  
H76 D109 SH42 SD58

220

1left arm facing 2  
str



L 186  
H76 D109 SH42 SD58

251

1 right arm fac.2  
1/2 str



L 186  
H76 D109 SH42 SD58

252

1 left arm fac. 2  
1/2 str



L 202  
H76 D109 SH42 SD58

310

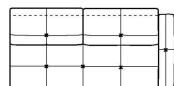
1right arm facing  
3 str



L 202  
H76 D109 SH42 SD58

320

1left arm facing 3  
str



L 222  
H76 D109 SH42 SD58

U71

large rhf 3-seater



L 222  
H76 D109 SH42 SD58

U72

large lhf 3-seater



L 96  
H76 D109 SH42 SD58

B68

mini chair raf



L 96  
H76 D109 SH42 SD58

B69

mini chair laf



L 96  
H76 D109 SH42 SD58

C24

rhf mini chair  
mot.

↓ fold following the dotted line ↓

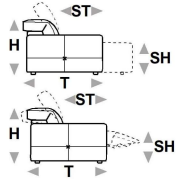


↑ fold following the dotted line ↑

# nicolas.premium 1121



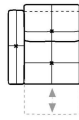
L Length - H Height - D Depth - SH Seat Height - SD Seat Depth  
Dimensions refer to maximum sizes.



dimensions

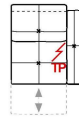
version code

Description



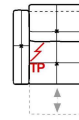
L 96  
H76 D109 SH42 SD58

C 25  
lhf mini chair  
mot.



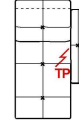
L 96  
H76 D109 SH42 SD58

Q 80  
el.mot.rhf mini  
chair



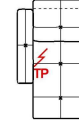
L 96  
H76 D109 SH42 SD58

Q 81  
el.mot.lhf mini  
chair



L 98  
H76 D109 SH42 SD58

C 36  
rhf el.rec.mini  
chair



L 98  
H76 D109 SH42 SD58

C 37  
lhf el.rec.mini  
chair



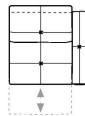
L 106  
H76 D109 SH42 SD58

110  
1 right arm  
facing chair



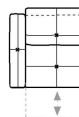
L 106  
H76 D109 SH42 SD58

120  
1 left arm facing  
chair



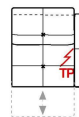
L 106  
H76 D109 SH42 SD58

178  
1 right arm  
facing chair  
motion



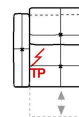
L 106  
H76 D109 SH42 SD58

179  
1left arm facing  
chair motion



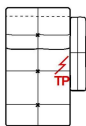
L 106  
H76 D109 SH42 SD58

Q 82  
el.mot.rhf chair



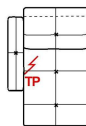
L 106  
H76 D109 SH42 SD58

Q 83  
el.mot.lhf chair



L 108  
H76 D109 SH42 SD58

173  
elec.rec.chair  
1arm raf



L 108  
H76 D109 SH42 SD58

174  
elec.rec.chair  
1arm laf



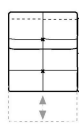
L 114  
H76 D109 SH42 SD58

114  
rhf maxi chair



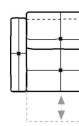
L 114  
H76 D109 SH42 SD58

124  
lhf maxi chair



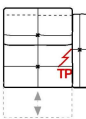
L 114  
H76 D109 SH42 SD58

518  
1arm raf chair  
maxi motion



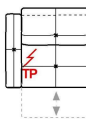
L 114  
H76 D109 SH42 SD58

519  
1arm laf chair  
maxi motion



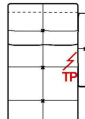
L 114  
H76 D109 SH42 SD58

Q 84  
el.mot.rhf maxi  
chair



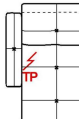
L 114  
H76 D109 SH42 SD58

Q 85  
el.mot.lhf maxi  
chair



L 116  
H76 D109 SH42 SD58

612  
1raf maxi chair  
rec.el



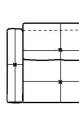
L 116  
H76 D109 SH42 SD58

613  
1laf maxi chair  
rec.el



L 124  
H76 D109 SH42 SD58

U 73  
large rhf chair



L 124  
H76 D109 SH42 SD58

U 74  
large lhf chair

↓ fold following the dotted line ↓

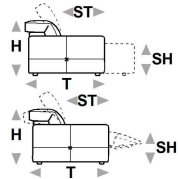


↑ fold following the dotted line ↑

# nicolas.premium 1121



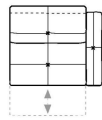
L Length - H Height - D Depth - SH Seat Height - SD Seat Depth  
Dimensions refer to maximum sizes.



dimensions

version code

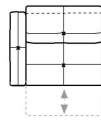
Description



L 124  
H76 D109 SH42 SD58

U75

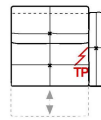
mot.large rhf  
chair



L 124  
H76 D109 SH42 SD58

U76

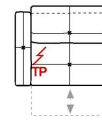
mot.large lhf  
chair



L 124  
H76 D109 SH42 SD58

U77

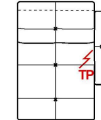
el.mot.large rhf  
chair



L 124  
H76 D109 SH42 SD58

U78

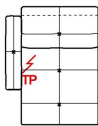
el.mot.large lhf  
chair



L 126  
H76 D109 SH42 SD58

U79

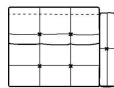
el.rec.large rhf  
chair



L 126  
H76 D109 SH42 SD58

U80

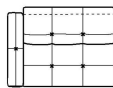
el.rec.large lhf  
chair



L 144  
H76 D109 SH42 SD58

Q86

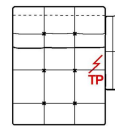
xl rhf chair



L 144  
H76 D109 SH42 SD58

Q87

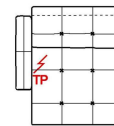
xl lhf chair



L 146  
H76 D109 SH42 SD58

Q88

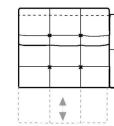
el.rec.xl rhf chair



L 146  
H76 D109 SH42 SD58

Q89

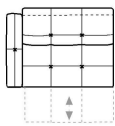
el.rec.xl lhf chair



L 146  
H76 D109 SH42 SD58

Q65

electric motion xl  
rhf chair



L 146  
H76 D109 SH42 SD58

Q66

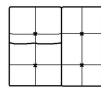
electric motion xl  
lhf chair



L 70  
H76 D109 SH42 SD58

D62

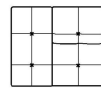
small chair no  
arm



L 125  
H76 D109 SH42 SD58

Q90

mer.rhf mini  
armless chair



L 125  
H76 D109 SH42 SD58

Q91

mer.lhf mini  
armless chair



L 70  
H76 D109 SH42 SD58

U81

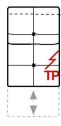
motion mini  
armless chair



L 72  
H76 D109 SH42 SD58

I06

armless mini  
chair elec.rec.



L 70  
H76 D109 SH42 SD58

Q92

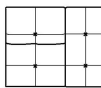
el.mot.mini  
armless chair



L 80  
H76 D109 SH42 SD58

130

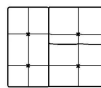
chair without  
armr.



L 135  
H76 D109 SH42 SD58

146

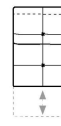
chair no arms  
meridian right  
facing



L 135  
H76 D109 SH42 SD58

147

chair no arms  
meridian left  
facing



L 80  
H76 D109 SH42 SD58

A16

chair no arm  
motion



L 80  
H76 D109 SH42 SD58

Q93

el.mot.armless  
chair

↓ fold following the dotted line ↓



